

Inland Empire/Desert Regional Consortium

Strong WorkForce

Regional Quarterly Report Highlights

Reporting Period ending June 30, 2019

Prepared September 2019

The following report was compiled from Project to Date expenditures reported in NOVA by each college.

Round	End Date	Allocation	Expenditures	Amount Remaining
R1	12/31/2018	6,295,005	6,295,005	0
R1-XX*	TBD	1,023,374	0	1,023,374
R2	12/31/2019	8,843,375	3,513,162	5,330,213
R3	12/31/2020	9,052,724	1,127,120	7,925,604
Total		25,214,478	10,935,287	14,279,191

Looking Back

Round 1 spending was finalized earlier this year, with IE/DRC reporting total expenditures of \$6,295,005. Unspent funds from Round 1* (R1-XX, \$1,023,374) are currently in the process of being reallocated. Once proposed budgets are finalized, projects will be certified in NOVA.

The Chancellor's Office has sent revised allocation totals for Round 2 and Round 3 (due to correction of long-standing error). Total funding for Round 2 has increased \$211,940, and total funding for Round 3 has decreased \$17,718.

Narrative reporting continues to be submitted via online system. To browse the most recent project narrative reports, please use this link — <https://desertcolleges.org/swp/narrative-reporting/browse/index.php> — and set the "Select Quarter" filter to "Fiscal Year 18-19, Quarter 4."

Moving Forward

As of July 1, 2019, Round 4 funding has commenced, which introduced an additional \$9,045,589 to the IE/DRC. A majority of this new round of funding has been invested into previously-existing projects, but roughly 5% has been used to create six new regional projects.

Spending obligation for December 31, 2019 is equal to total allocation for Round 1 plus Round 2 — \$16,161,754. With FIFO Reporting the Chancellor's Office is allowing total expenditures, without regard for allocation year, to be counted towards spending obligation. IE/DRC combined spending as of 06/30/19 totals \$10,935,287.

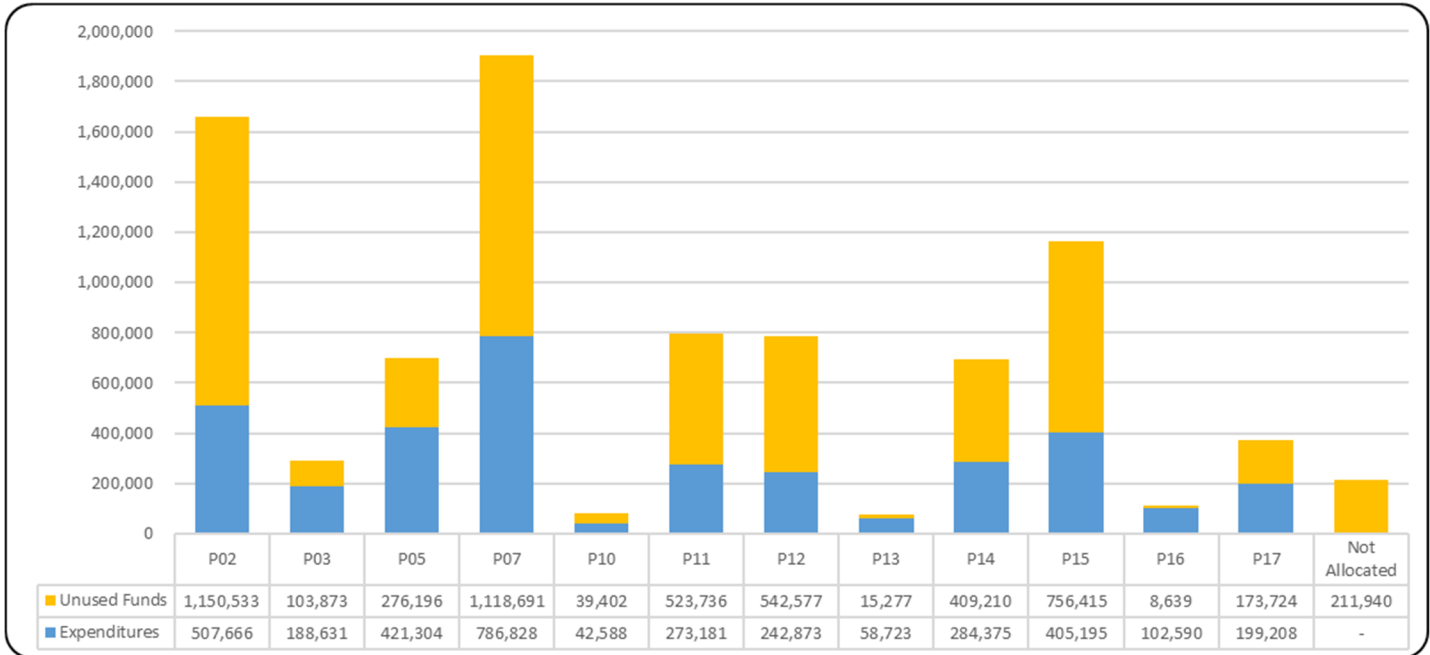
The region has \$5,226,467 to spend by 12/31/19.

Round 2 (By Project)

Funding Cycle – July 1, 2017 through December 31, 2019

IE/DRC Region Funding*	\$ 8,843,375	
Total Expended	\$ 3,513,162	40%
Total Funds Remaining*	\$ 5,330,213	60%

*includes \$211,940 not yet allocated

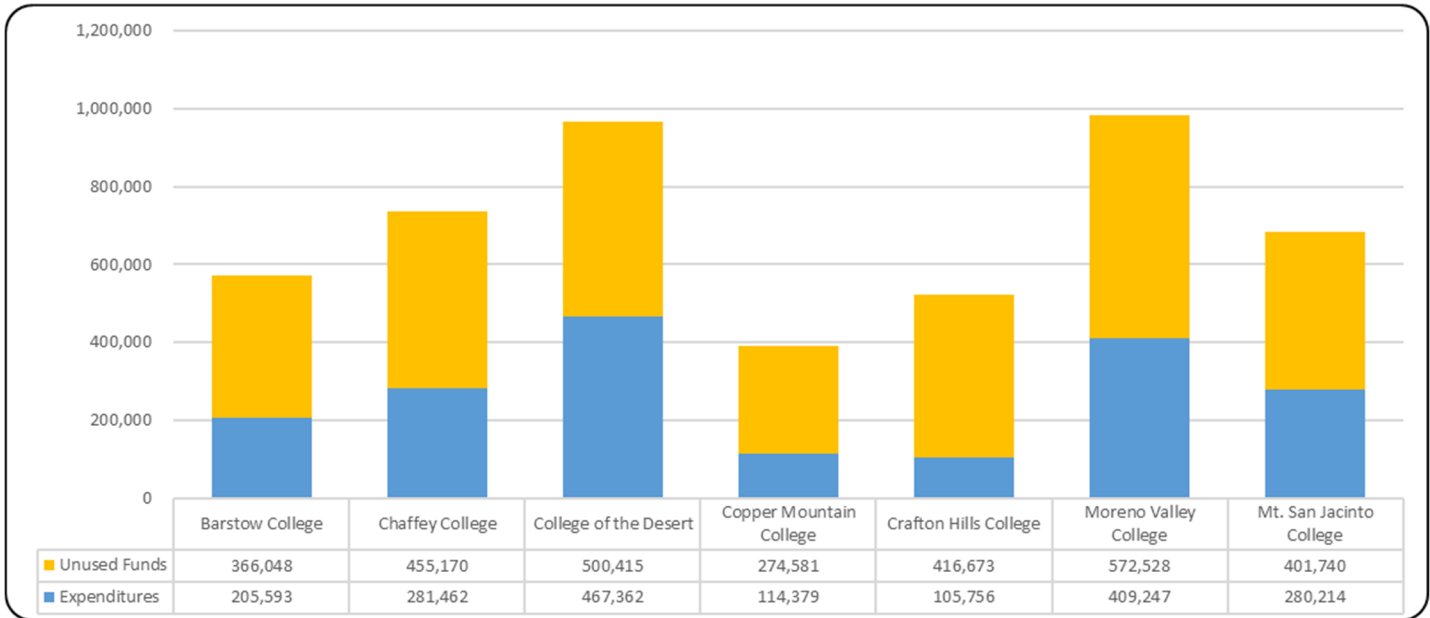


Total Project Awards with Percentage Expended

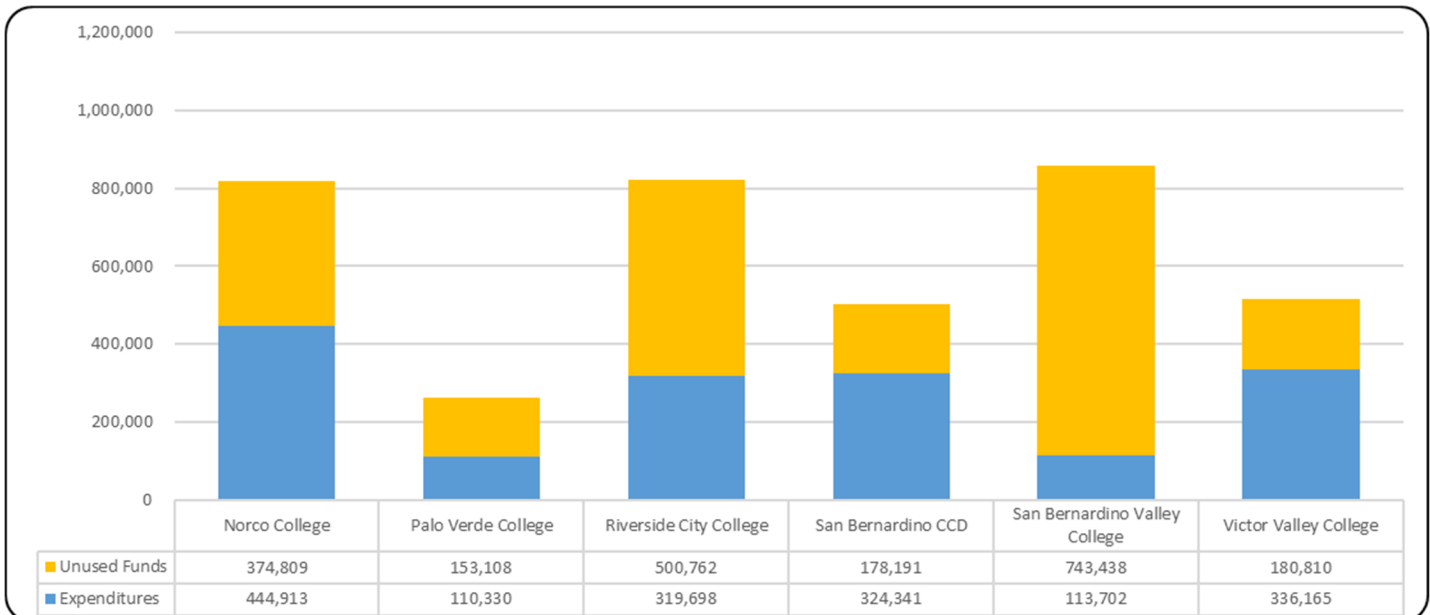
P02: Subregional Business Incubator & Makerspace	\$ 1,658,199	31%
P03: Placement and Clinical Site Coordination	\$ 292,504	64%
P05: Updating Automotive Labs	\$ 697,500	60%
P07: Regional and District Job Developers	\$ 1,905,519	41%
P10: Healthcare Educator Bootcamp	\$ 81,990	52%
P11: Building and Energy System Professional (BESP) Consortia	\$ 796,917	34%
P12: LAUNCH: Inland Empire Apprenticeship & Work-Based Learning	\$ 785,450	31%
P13: Small Business Curriculum Alignment and Development	\$ 74,000	79%
P14: Inland Empire Cyberhub Centers	\$ 693,585	41%
P15: Regional Data Analysis and Alignment	\$ 1,161,610	35%
P16: Awarding Veterans the CTE College Credit They Deserve	\$ 111,229	92%
P17: Cloud-Based Netlab+ Pilot Project	\$ 372,932	53%

Round 2 (By College)

Total College Allocations with Percentage Expended



Barstow College	\$ 571,641	36%
Chaffey College	\$ 736,632	38%
College of the Desert	\$ 967,777	48%
Copper Mountain College	\$ 388,960	29%
Crafton Hills College	\$ 522,429	20%
Moreno Valley College	\$ 981,775	42%
Mt. San Jacinto College	\$ 681,954	41%



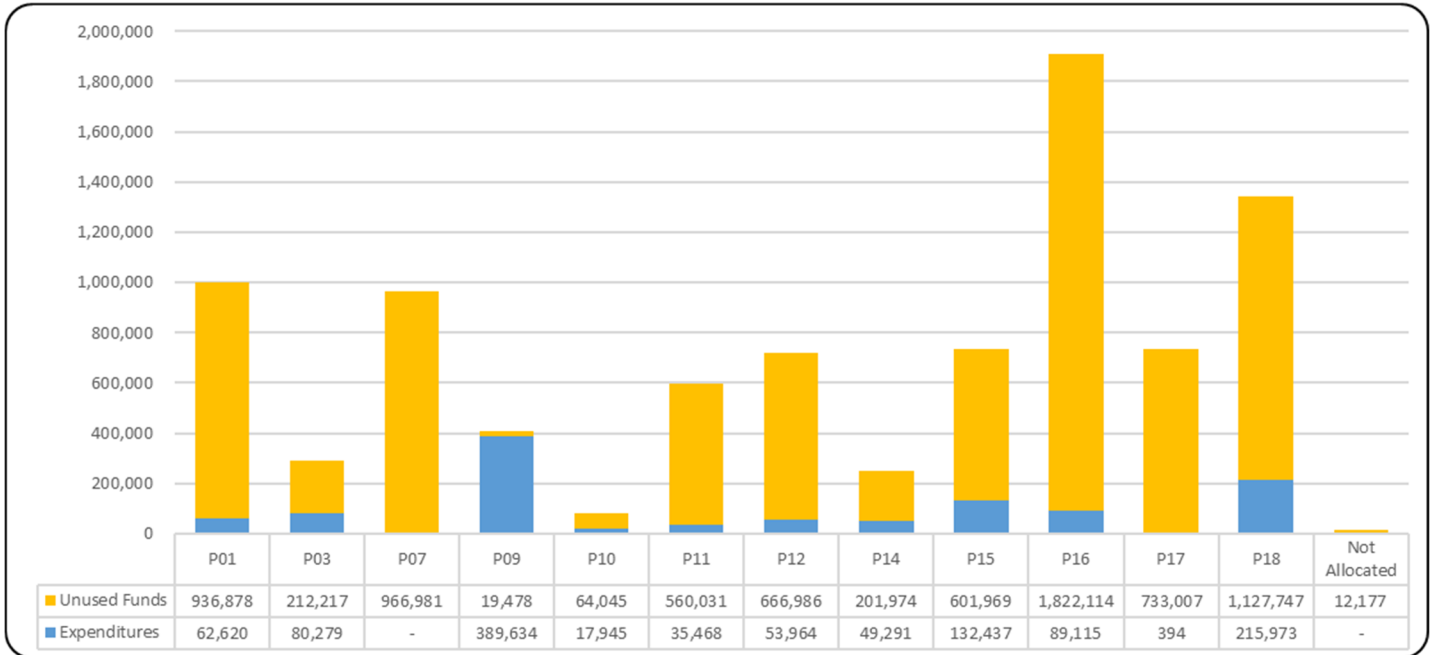
Norco College	\$ 819,722	54%
Palo Verde College	\$ 263,438	42%
Riverside City College	\$ 820,460	39%
San Bernardino Community College District	\$ 502,532	65%
San Bernardino Valley College	\$ 857,140	13%
Victor Valley College	\$ 516,975	65%

Round 3 (By Project)

Funding Cycle – July 1, 2018 through December 31, 2020

IE/DRC Region Funding*	\$ 9,052,724	
Total Expended	\$ 1,127,120	12%
Total Funds Remaining*	\$ 7,925,604	88%

*includes \$12,177 not yet allocated

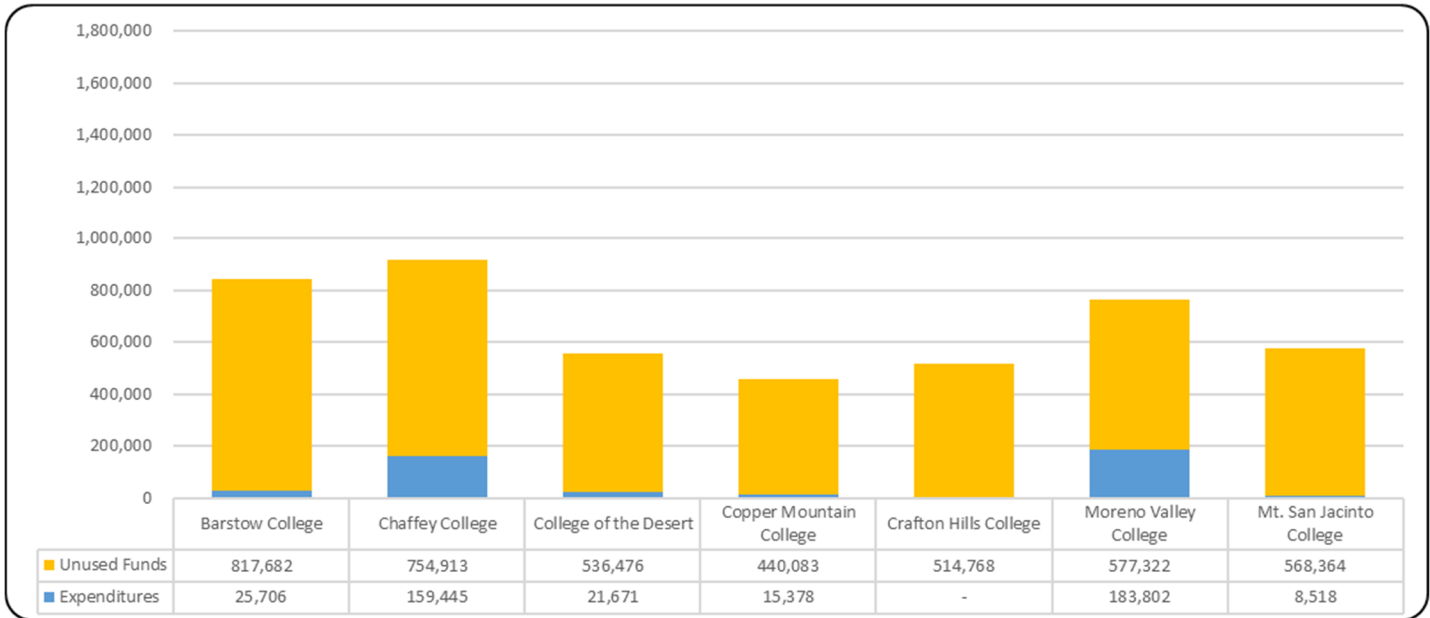


Total Project Awards with Percentage Expended

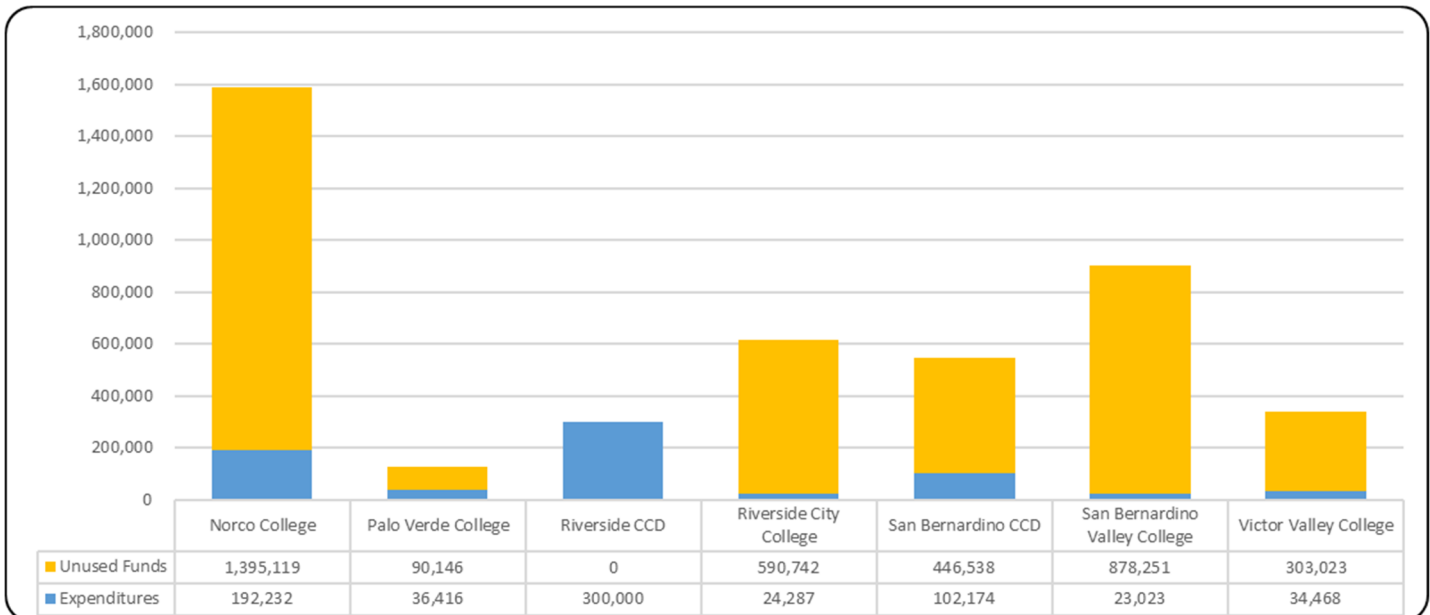
P01: Regional Mechatronics Technician Training	\$ 999,498	6%
P03: Placement and Clinical Site Coordination	\$ 292,496	27%
P07: Regional and District Job Developers	\$ 966,981	0%
P09: Regional Marketing & Outreach	\$ 409,112	95%
P10: Healthcare Educator Bootcamp	\$ 81,990	22%
P11: Building and Energy System Professional (BESP) Consortia	\$ 595,499	6%
P12: LAUNCH: Inland Empire Apprenticeship & Work-Based Learning	\$ 720,950	7%
P14: Inland Empire Cyberhub Centers	\$ 251,265	20%
P15: Regional Data Analysis and Alignment	\$ 734,406	18%
P16: Awarding Veterans the CTE College Credit They Deserve	\$ 1,911,229	5%
P17: Cloud-Based Netlab+ Pilot Project	\$ 733,401	0%
P18: Using Employability/Soft-Skills to Create Pathways	\$ 1,343,720	16%

Round 3 (By College)

Total College Allocations with Percentage Expended



Barstow College	\$ 843,388	3%
Chaffey College	\$ 914,358	17%
College of the Desert	\$ 558,147	4%
Copper Mountain College	\$ 455,461	3%
Crafton Hills College	\$ 514,768	0%
Moreno Valley College	\$ 761,124	24%
Mt. San Jacinto College	\$ 576,882	1%



Norco College	\$ 1,587,351	12%
Palo Verde College	\$ 126,562	29%
Riverside Community College District	\$ 300,000	100%
Riverside City College	\$ 615,029	4%
San Bernardino Community College District	\$ 548,712	19%
San Bernardino Valley College	\$ 901,274	3%
Victor Valley College	\$ 337,491	10%