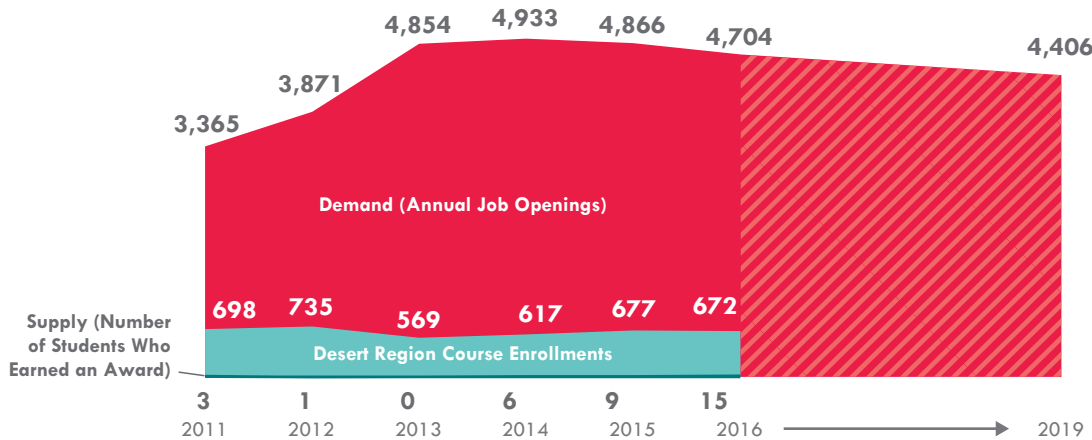


OCCUPATIONS:



SUPPLY/DEMAND FOR SELECTED OCCUPATIONS, 2011-19:



EMPLOYMENT OUTCOMES FOR ALL PROGRAM EXITERS, 2014-15:

Region	vs	CA
34%	Earning a living wage	38%
58%	Employed within six months	58%
24%	Median change in earnings	40%
\$14,056	Median annual earnings	\$18,712

REGIONAL COLLEGES OFFERING RELEVANT PROGRAMS:

	Chaffey	Norco	Palo Verde	Riverside City	Moreno Valley	Mt San Jacinto	Victor Valley
Programs Offered in 2017-18 Course Catalog							
2015-16 Awards	3 Associate 1 Certificate	No Data	9 Associate	1 Associate 1 Certificate	52 Enrollments 1 Transfers	32 Enrollments 1 Transfers	115 Enrollments 4 Transfers
2015-16 Course Enrollments	126	66	No Data	281			
Transfers to Four-Year Institutions 2014-15	1	2	0	2			

OCCUPATION DATA:

Occupation	Wage Range* (Entry, Median, Experienced Wage)		3-Year 2016-19 Total Openings	Typical Entry Level Education & Training Required	Top Skills in Job Postings (2016)	% of Current Workers Age 55+	
General and Operations Managers	\$22.64	\$44.65	\$97.86	6,154	Bachelor's degree & None	Supervisory Skills, Budgeting, Scheduling	22%
Administrative Services Managers	\$25.68	\$43.91	\$71.17	984	Bachelor's degree & None	Budgeting, Staff Management, Microsoft Excel	32%
Sales Managers	\$18.41	\$39.29	\$89.74	1,575	Bachelor's degree & None	Business Development, Budgeting, Customer Service	16%
Business Operations Specialists, All Other	\$18.04	\$30.98	\$49.53	2,299	Bachelor's degree & None	E-Commerce, Microsoft Excel, Customer Service	25%
Managers, All Other	\$14.49	\$19.40	\$58.08	2,207	Bachelor's degree & None	Supervisory Skills, Scheduling, Project Management	35%

*Entry hourly earnings is 10th percentile wage, experienced hourly earnings is 90th percentile wage.

STUDENT DEMOGRAPHICS, 2015-16 (663 TOTAL STUDENTS WHO TOOK ONE OR MORE COURSES):

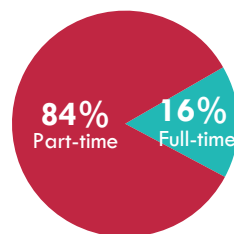


Male

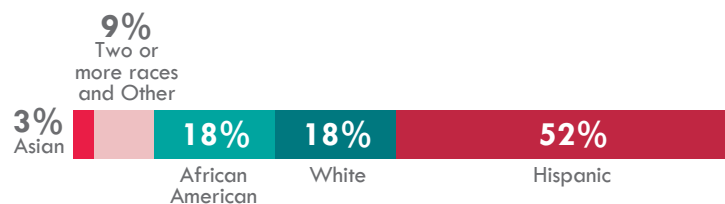


Female

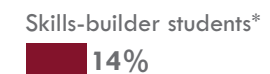
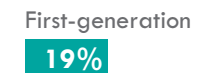
Other 1%



Enrollment



Race



Student Characteristics
*2014-15