

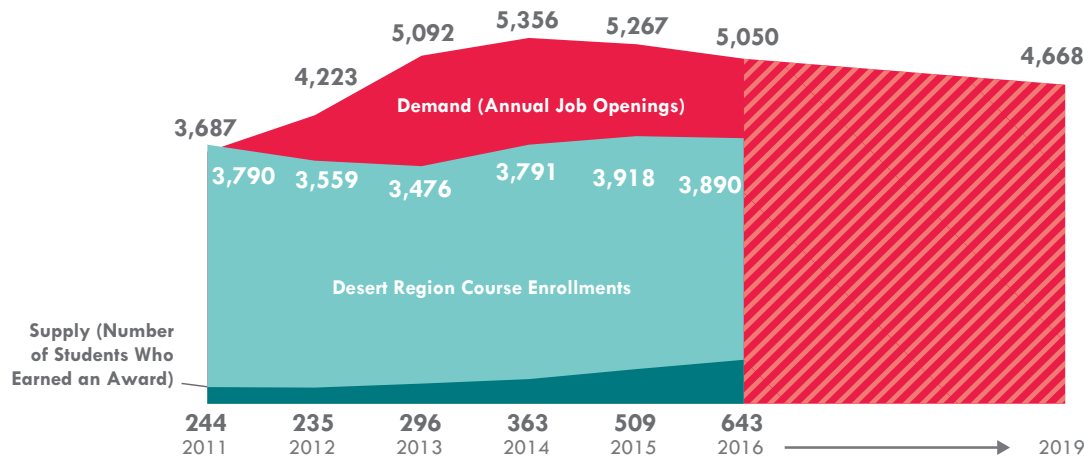
# Inland Empire/Desert Region BUSINESS ADMINISTRATION

0505.00

## OCCUPATIONS:



## SUPPLY/DEMAND FOR SELECTED OCCUPATIONS, 2011-19:



## EMPLOYMENT OUTCOMES FOR ALL PROGRAM EXITERS, 2014-15:

Region	vs	CA
<b>46%</b>	Earning a living wage	<b>34%</b>
<b>66%</b>	Employed within six months	<b>58%</b>
<b>36%</b>	Median change in earnings	<b>39%</b>
<b>\$20,772</b>	Median annual earnings	<b>\$17,518</b>

## REGIONAL COLLEGES OFFERING RELEVANT PROGRAMS:

Programs Offered in 2017-18 Course Catalog	Barstow	Chaffey	Copper Mountain	Crafton Hills	Desert	Moreno Valley	Mt San Jacinto	Norco	Palo Verde	Riverside City	San Bernardino Valley	Victor Valley
2015-16 Awards	6	242* 19*	41	50	99	11	137 6	14	No Data	4	87 1	109 8 Enrollments Transfers
2015-16 Course Enrollments	414	921	45	No Data	No Data	272	310	589	130	1,100	No Data	
Transfers to Four-Year Institutions 2014-15	12	55	0	0	0	18	25	44	0	73	0	

\*Discrepancy between Data Mart and Launchboard

Associate Program offered  
 Certificate Program offered

OCCUPATION DATA:

Occupation	Wage Range* (Entry, Median, Experienced Wage)	3-Year 2016–19 Total Openings	Typical Entry Level Education & Training Required	Top Skills in Job Postings (2016)	% of Current Workers Age 55+
Industrial Production Managers	\$27.81 \$45.20 \$75.28	329	Bachelor's degree & None	Supervisory Skills, Microsoft Excel, Scheduling	27%
General and Operations Managers	\$22.64 \$44.65 \$97.86	6,154	Bachelor's degree & None	Budgeting, Scheduling, Microsoft Excel	22%
Administrative Services Managers	\$25.68 \$43.91 \$71.17	984	Bachelor's degree & None	Budgeting, Staff Management, Supervisory Skills	32%
Sales Managers	\$18.41 \$39.29 \$89.74	1,575	Bachelor's degree & None	Business Development, Budgeting, Customer Service	16%
Management Analysts	\$24.04 \$34.26 \$51.36	1,777	Bachelor's degree & None	Microsoft Excel, Project Management, Business Process	31%
Cost Estimators	\$14.00 \$28.53 \$48.91	978	Bachelor's degree & None	Construction Management, Budgeting, Microsoft Excel	35%
Managers, All Other	\$14.49 \$19.40 \$58.08	2,207	Bachelor's degree & None	Supervisory Skills, Scheduling, Project Management	35%

\*Entry hourly earnings is 10th percentile wage, experienced hourly earnings is 90th percentile wage.

STUDENT DEMOGRAPHICS, 2015–16 (3,407 TOTAL STUDENTS WHO TOOK ONE OR MORE COURSES):

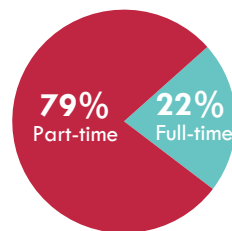


Male

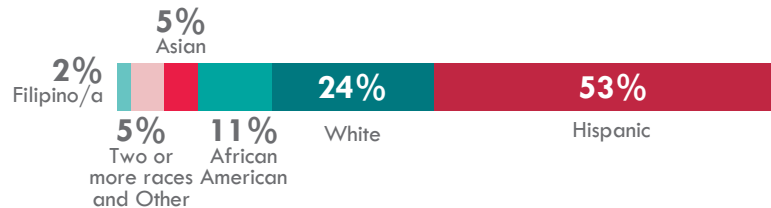


Female

Other 1%



Enrollment



Race

Ever received financial aid



First-generation



Skills-builder students\*



Veterans



Student Characteristics

\*2014–15