

OCCUPATIONS:

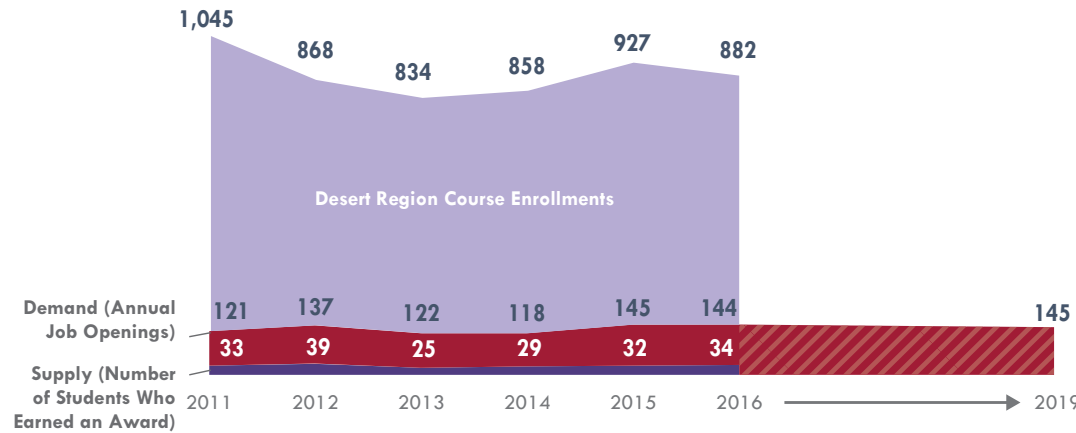


Radiologic Technologists

**145**

2016-19  
 Average Annual  
 Openings








SUPPLY/DEMAND FOR SELECTED OCCUPATIONS, 2011-19:




EMPLOYMENT OUTCOMES FOR ALL PROGRAM EXITERS, 2014-15:

Region	vs	CA
<b>76%</b>	Earning a living wage	<b>76%</b>
<b>80%</b>	Employed within six months	<b>80%</b>
<b>223%</b>	Median change in earnings	<b>181%</b>
<b>\$47,645</b>	Median annual earnings	<b>\$47,645</b>

REGIONAL COLLEGES OFFERING RELEVANT PROGRAMS:

	 Chaffey	 Crafton Hills	 Associate Program offered  Certificate Program offered
Programs Offered in 2017-18 Course Catalog		 	
2015-16 Awards	<b>27</b>	<b>7</b> <b>5</b>	
2015-16 Course Enrollments	<b>591</b>	<b>291</b>	
Transfers to Four-Year Institutions 2014-15	<b>0</b>	<b>0</b>	

OCCUPATION DATA:

Occupation	Wage Range* (Entry, Median, Experienced Wage)	3-Year 2016–19 Total Openings	Typical Entry Level Education & Training Required	Top Skills in Job Postings (2016)	% of Current Workers Age 55+
Radiologic Technologists	\$20.32  \$33.54 \$45.36	434	Associate degree & None	X-Rays, Patient Care, Cardiopulmonary Resuscitation (CPR)	18%

\*Entry hourly earnings is 10th percentile wage, experienced hourly earnings is 90th percentile wage.

STUDENT DEMOGRAPHICS, 2015–16 (154 TOTAL STUDENTS WHO TOOK ONE OR MORE COURSES):

44%

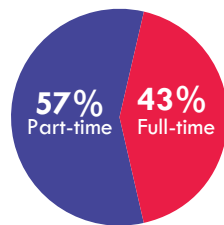


Male

56%



Female



Enrollment

6%  
Asian

10%  
Other

38%  
White

45%  
Hispanic

Race

Ever received financial aid

77%

First-generation

17%

Skills-builder students\*

9%

Student Characteristics

\*2014–15