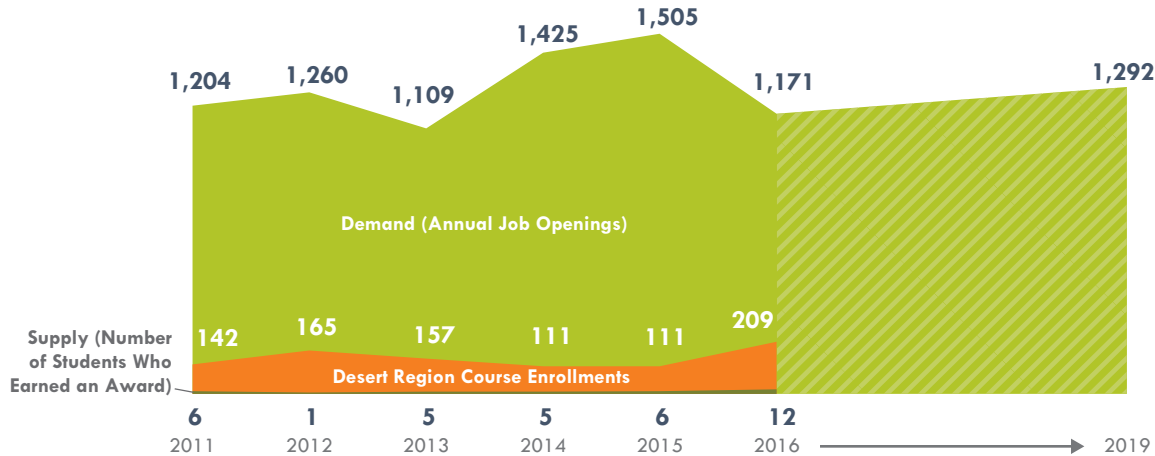


OCCUPATIONS:











SUPPLY/DEMAND FOR SELECTED OCCUPATIONS, 2011-19:



EMPLOYMENT OUTCOMES FOR ALL PROGRAM EXITERS, 2014-15:

Region	vs	CA
77%	Earning a living wage	57%
88%	Employed within six months	75%
94%	Median change in earnings	61%
\$36,797	Median annual earnings	\$30,603

REGIONAL COLLEGES OFFERING RELEVANT PROGRAMS:

	 Chaffey	 Norco	 San Bernardino Valley
Programs Offered in 2017-18 Course Catalog		 	 
2015-16 Awards	No Data	3 11	0 2
2015-16 Course Enrollments	No Data	148	12
Transfers to Four-Year Institutions 2014-15	No Data	0	0






 Associate Program offered
 Certificate Program offered



Mt San Jacinto

49 Enrollments
0 Transfers

OCCUPATION DATA:

Occupation	Wage Range* (Entry, Median, Experienced Wage)	3-Year 2016-19 Total Openings	Typical Entry Level Education & Training Required	Top Skills in Job Postings (2016)	% of Current Workers Age 55+
Computer Numerically Controlled Machine Tool Programmers, Metal and Plastic	\$14.55  \$44.61 \$27.15	89	High school diploma or equivalent & more than 12 months training	Computer Numerical Control (CNC), Machining, CAD/CAM	~16%
Industrial Engineering Technicians	\$15.58  \$44.81 \$25.71	75	Associate degree & None	Schematic Diagrams, Voltmeters, Test Equipment**	26%
Machinists	\$13.19  \$29.69 \$19.63	1,218	High school diploma or equivalent & more than 12 months training	Machining, Lathes, Computer Numerical Control (CNC)	30%
Inspectors, Testers, Sorters, Samplers, and Weighers	\$11.30  \$30.54 \$17.36	1,983	High school diploma or equivalent & 1-12 months training	Inspection, Microsoft Excel, Labeling	27%
Computer-Controlled Machine Tool Operators, Metal and Plastic	\$10.82  \$28.79 \$17.01	511	High school diploma or equivalent & 1-12 months training	Computer Numerical Control (CNC), Machining, Lathes	19%

*Entry hourly earnings is 10th percentile wage, experienced hourly earnings is 90th percentile wage.

**Due to low postings in the region, these skills are for all of Southern California.

STUDENT DEMOGRAPHICS, 2015-16 (164 TOTAL STUDENTS WHO TOOK ONE OR MORE COURSES):

87%



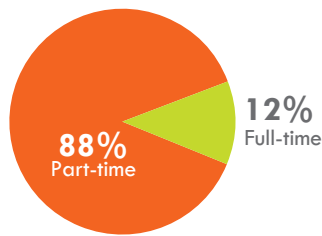
Male

12%



Female

Other 1%



Enrollment



Race



First-generation



Skills-builder students*



Veterans



Student Characteristics

*2014-15